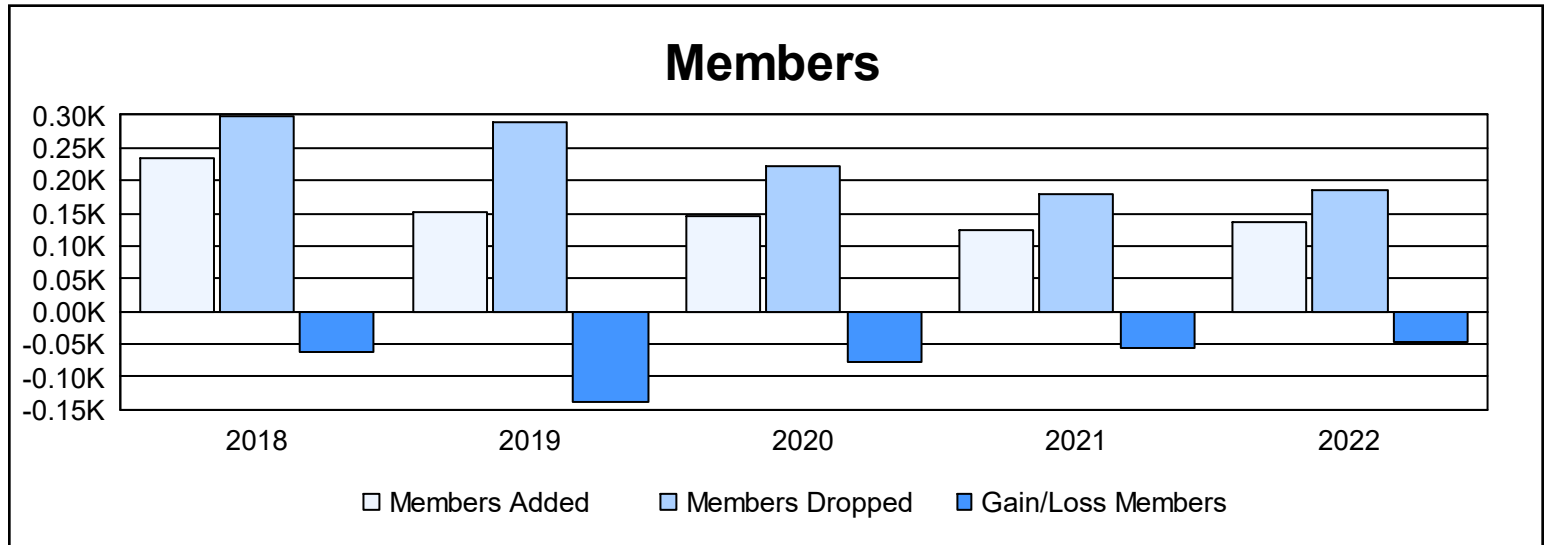
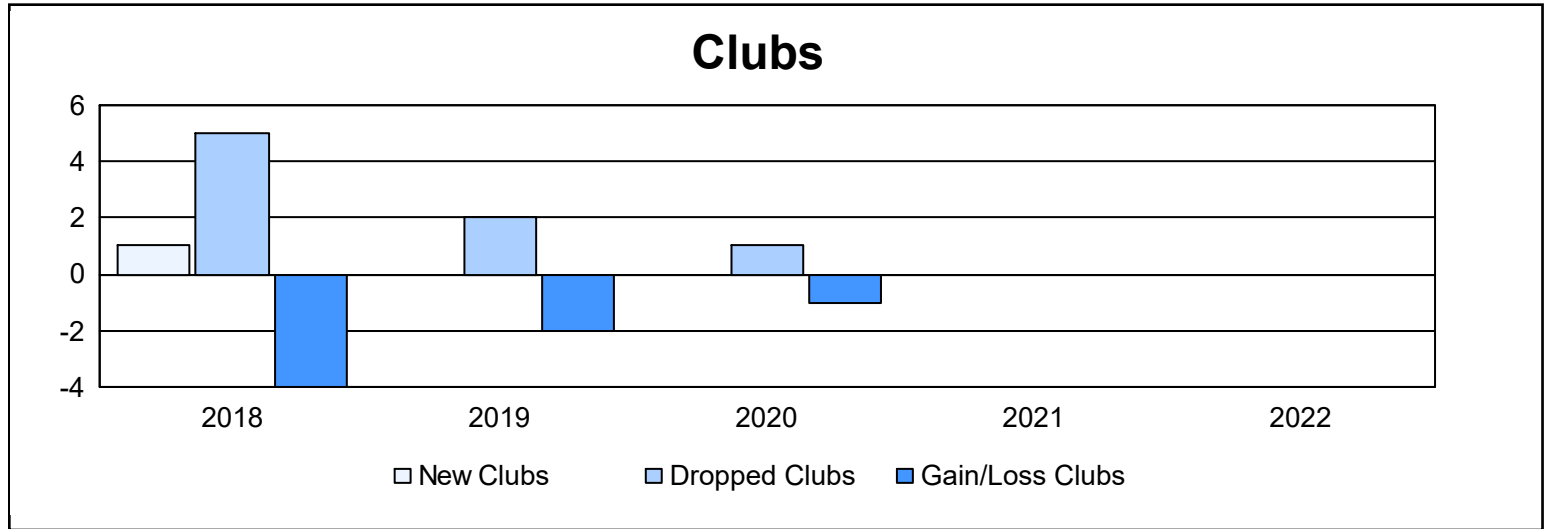
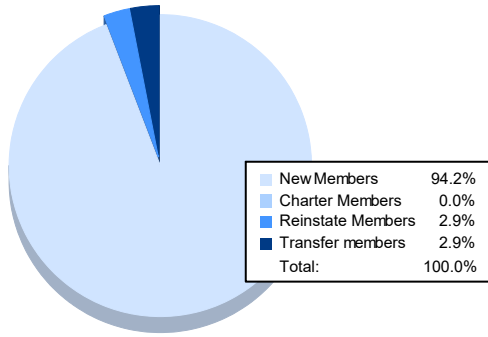


Year	New Clubs	Dropped Clubs	Gain/ Loss Clubs	New Members	Charter Members	Reinstate Members	Transfer Members	Total Member Added	Total Members Dropped	Gain/ Loss Members
2017-2018	1	5	-4	123	22	5	85	235	298	-63
2018-2019	0	2	-2	119	0	2	30	151	288	-137
2019-2020	0	1	-1	111	2	4	28	145	221	-76
2020-2021	0	0	0	111	0	9	4	124	179	-55
2021-2022	0	0	0	129	0	4	4	137	185	-48
<b>Average</b>	<b>0</b>	<b>2</b>	<b>-1</b>	<b>119</b>	<b>5</b>	<b>5</b>	<b>30</b>	<b>158</b>	<b>234</b>	<b>-76</b>



### Membership Composition June 2022 Cumulative



### Gender Composition June 2022 Cumulative

